



# Ortik

for alpine use



## HEAT.IT

all weather  
cooking system





**Ortik**  
for alpine use



[www.ortik.net](http://www.ortik.net)



## WHO ARE WE?

- ▶ **Ortik** is a company specialised in technical outdoor equipment. We develop, design and conceive high quality innovating products for outdoor and mountaineering enthusiasts.
- ▶ Our team, composed by specialized professionals in design and engineering, in collaboration with new technology centres, develops products which are light, compact, resistant and easy to use in extreme weather conditions.

**[www.ortik.net](http://www.ortik.net)**

# Heat-it

All weather cooking system

## OVERVIEW

Heat-It is a patented system developed to improve the efficiency and safety of standard mountain stoves. It has a very light universal structure, which can be used with most kinds of stoves and canisters.

Heat-It is manufactured with high-technology custom-made fire proof fabrics, increasing security by reducing almost to zero the danger of burn when using a mountain stove. By using the Heat-It, the energetic efficiency of the stove is increased in over 40% without wind and even more in cold and windy conditions. Also, the Heat-It, by the way is constructed, considerably diminishes the formation of CO, increasing safety.

## FEATURES

- ▶ It protects the flame from the wind.
- ▶ It can be used in a big wall climbing or simply hanged up, increasing the user's safety and comfort.
- ▶ It transports all the cooking equipment inside.
- ▶ **And all in 179 gr.**
- ▶ Stove and canister **NOT INCLUDED.**

## SPECS

- ▶ High technology custom made Fire Proof Fabrics

## PACKAGE CONTENT

- ▶ 1 Heat-it

## HOW TO USE



HANGING



ON THE GROUND



EXTRA WIND  
PROTECTION




A BAG FOR YOUR  
COOKING GEAR

## ASSEMBLY 1<sup>st</sup> step

Open the top string.



Unfold the top cover.




Release.

## ASSEMBLY 2<sup>nd</sup> step

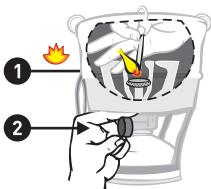


attach the  
stove from the  
top and canister  
from the bottom

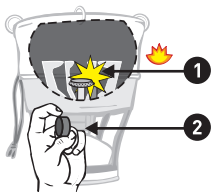


Basic use

## TURNING ON THE STOVE 3<sup>rd</sup> step




without piezo



with piezo

# CAUTION



do not use a pot larger  
than 15 CM / 5.90 IN



**WRONG**

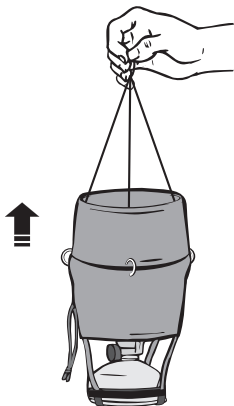
do not cook with high flame



**RIGHT**

cook with a low flame

## TIPS



Pull the top cover up, to have an extra wind protection

## CLOSE

Twist the Heat-It in opposite directions.



Fold the top cover up.



Close the top string.

# WARNING



## **USE ONLY IN VENTILATED PLACES**

COMBUSTION CONSUMES OXYGEN  
AND CAN PRODUCE DANGEROUS  
LEVELS OF CARBON MONOXIDE WHICH  
COULD LEAD TO INJURY OR DEATH

## **MAXIMUM AIR TEMPERATURE**

25°C / 80 F


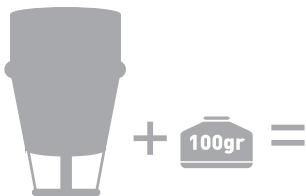
## **MAXIMUM STOVE POWER**

3000 W

## **MAX. POT DIAMETER**

15 CM / 5,90 IN

## EFFICIENCY



In 7 knots of wind condition

# Warranty

**ORTIK** guarantees every product we sell. We put a great effort into every product to stand up to the use for which it was designed. We choose the best materials and provide you with the highest level of manufacture.

In some cases, high fire retardant fabrics can experience some color loss. It is a normal occurrence caused by pigment vaporization that doesn't reduce the fabric fire resistance properties. Always cook with a low flame and respect the stove power limit of 3000W.

**ORTIK** does not warranty products against normal wear and tear, unauthorized modifications or alterations, improper use, improper maintenance, misuse or neglect or if the product is used for a purpose for which it is not intended. Except as expressly set forth in these terms and conditions, **ORTIK** is not liable for any direct, indirect or consequential damages arising out of or resulting from the use of a **ORTIK** product.

If one of our products does not meet your expectations during its useful life, we promise to repair it, replace it, exchange it, or give you a refund.

This warranty does not cover damages caused by improper care, accidents or natural breakdown of materials over extended time and use. All products should be returned to us for evaluation and will be repaired or replaced at our discretion. Damages due to accident or improper care will be repaired at a reasonable rate.

# Trademarks

All registered product names are registered trademarks of Fórmula Inovadora S.A.

Except as expressly granted by writing, neither Fórmula Inovadora S.A., nor any its suppliers grant any express or implied right to anyone for any patents, copyrights, or trademarks.





[www.ortik.net](http://www.ortik.net)